

Week Beginning 29.6.20

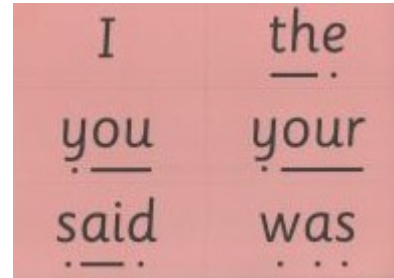
English

Daily Spelling Practise - Tricky Red words

These red words are the words that can't be sounded out. Practise these spellings every day. Look at them, say them, cover them then write them and see if you were correct.

Extra challenge - put them in a sentence.

On Friday get you adult to test you on them.



your	said	are	was	want
what	they	does	who	here

Reading

<https://www.youtube.com/watch?v=XCBYdPWYRqI> Listen to the story 'George and the Dragon' read by the author Chris Wormell

I have uploaded questions about the story onto the school website and an extra word scramble sheet. You can print this off, discuss the answers with a parent or write the answers in your blue books.

Art

There is no video by the illustrator this week but I would love to see pictures you have drawn of the characters in the story



He could burn down a forest

with a blast of his fiery breath.

Read Write Inc Phonics – At Home Lessons



Read Write Inc phonics is the scheme we use to teach phonics in school, and I know that teachers have been directing you to their YouTube channel in their weekly home school planning.

I have just come across this page which tells you where to find the different videos:

<https://www.ruthmiskin.com/en/find-out-more/parents/>

How to choose the right video:

Year 1 and 2

Ask your child which phonics group they were in.

Mrs Chidley - set 1 and set 2

Ms Bolton - set 1 and 2

Mrs Lucas - set 2 and set 3

Mrs Lloyd-Kitchen - Set 2 and set 3

Mrs Minton/Miss Houchin - Set 2 and set 3

Miss Rathbone - Set 3

Mrs Grant - Set 3

Mrs Lacey – choose the read longer word videos (see below)

New daily films:

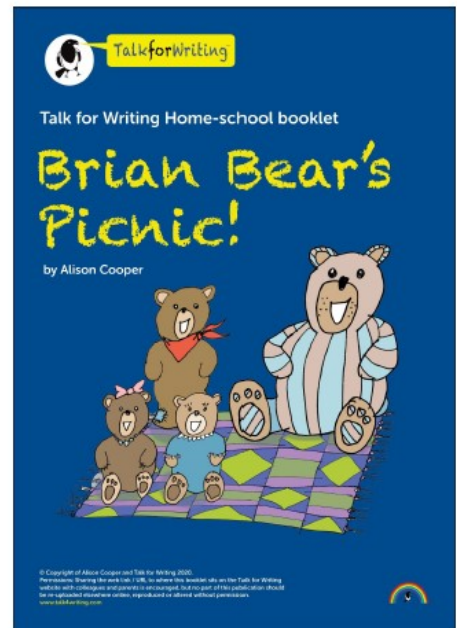
- **Read longer words:** for children who can read Set 3 sounds and words confidently.
- **Read Red Words 1:** for children who are reading Red, Green, Purple, Pink and Orange Read Write Inc. Storybooks. Many children are able to read these in Reception.
- **Read Red Words 2:** for children who are reading Yellow, Blue and Grey Read Write Inc. Storybooks. Many children are able to read these in Y1.
- **Read and Hold a Sentence 1 (from 15th June):** reading and writing practice for children reading Green, Purple, Pink and Orange Read Write Inc. Storybooks. (For children reading and writing with Set 1 sounds confidently and learning Set 2 sounds.)
- **Read and Hold a Sentence 2 (from 15th June):** reading and writing practice for children reading Yellow, Blue and Grey Read Write Inc. Storybooks. (For children reading and writing words with Set 2 sounds confidently and learning Set 3 sounds.)

Written Work

In class this week we have a new booklet to work from.

This is a story all about Brian Bear and his friends having a picnic

Work up to page 13



Weekly activities:

Read the story together again.

Page 9 - can you retell the story? You can write the story, retell it using puppets you have made, draw a story map and retell it using the pictures. Use key words and phrases from the story.

Page 11 - plan a picnic. Write a shopping list of what you will need. Write invitations to your picnic. Write a menu.

Page 13 - write a thank you letters pretending to be the bees from the story

Daily Maths

- Reading, writing and counting with numbers to 100.
- There is also a number bond game called hit the button <https://www.topmarks.co.uk/maths-games/hit-the-button>
- Practise counting in 2s, 5s and 10s.

Here are some videos and songs to help you

<https://www.youtube.com/watch?v=1dkPouLWCyc>

<https://www.youtube.com/watch?v=wMfAtlz-WJE>

<https://www.youtube.com/watch?v=amxVL9KUmq8>

Use this hundred square to practise counting in 2s, 5s and 10s. If you can print one off try colouring in the 2s 5s and 10s numbers and see what patterns you can find.

1	2	3	4	5	6	7	8	9	10
11	12	13	14	15	16	17	18	19	20
21	22	23	24	25	26	27	28	29	30
31	32	33	34	35	36	37	38	39	40
41	42	43	44	45	46	47	48	49	50
51	52	53	54	55	56	57	58	59	60
61	62	63	64	65	66	67	68	69	70
71	72	73	74	75	76	77	78	79	80
81	82	83	84	85	86	87	88	89	90
91	92	93	94	95	96	97	98	99	100

If you have a games of snakes and ladders you could play that (you could even make your own). Board games are great for helping us with our counting.

Weekly Maths

Sharing

This week continue to look at sharing.

Spend time playing with toys and sharing them out.

I have 4 cars how many do we get each? etc.

Stickers are a good way of showing sharing.

E.g. I have 8 stickers. Share them between 4 people. How many each?



2 stickers each


<https://www.bbc.co.uk/bitesize/articles/zd76wnb>

Finding half

As well as sharing introduce finding half of shapes.

Take paper fold it in half, cut items of food in half (cake is always a must when doing this).

Draw a shape and ask them to colour in half



Explain that we write half like this $\frac{1}{2}$ because there are 2 pieces and we have 1 of them.

History

Find out about somebody famous from the past.

Draw a picture of them and write some facts about them to show us what you have learnt.

Art


Last week in school we looked at an artist called Piet Mondrian. His pictures are special because they only use 3 block colours, black lines and rectangles and squares.

Can you find out more about him and draw your own pictures inspired by his work?

<https://www.tate.org.uk/kids/explore/who-is/who-piet-mondrian>

https://kids.kiddle.co/Piet_Mondrian

<https://www.youtube.com/watch?v=dEq8J3ldsDU>



Useful links

Gojettors - <https://www.bbc.co.uk/cbeebies/shows/go-jettors>

PE with Joe Wicks - <https://www.youtube.com/channel/UCAxW1XT0iEJo0TYlRfn6rYQ>

BBC Supermovers - <https://www.bbc.co.uk/teach/supermovers>

Oxford owl eBooks (username: 1 ash or 1 oak password: Ludlow1) - <https://www.oxfordowl.co.uk/>

Phonics Play (username: march20 password: home) - <https://new.phonicsplay.co.uk/>

Topmarks - <https://www.topmarks.co.uk/>

BBC Bitesize - <https://www.bbc.co.uk/bitesize>

Have a lovely week

We'd love to see what you are busy getting up to via photographs on dojo

Have a lovely week everyone