

Week Beginning 15.6.20

English

Daily Spelling Practise - air, are

Practise these spellings every day. Look at them, say them, cover them then write them and see if you were correct.

Extra challenge - put them in a sentence.

On Friday get you adult to test you on them.



fair	hair	pair	stair	chair
care	rare	bare	dare	share

Reading


<https://www.youtube.com/watch?v=24xsDII2BV0> Listen to the story 'The Last Wolf' read by the author Mini Grey.

I have uploaded questions about the story onto the school website and an extra word scramble sheet. You can print this off, discuss the answers with a parent or write the answers in your blue books.

Art

In the second half of the video Mini, shows you how to draw illustrations from the story.

We'd love to see how your drawing turns out.



Read Write Inc Phonics – At Home Lessons



Read Write Inc phonics is the scheme we use to teach phonics in school, and I know that teachers have been directing you to their YouTube channel in their weekly home school planning.

I have just come across this page which tells you where to find the different videos:

<https://www.ruthmiskin.com/en/find-out-more/parents/>

How to choose the right video:

Year 1 and 2

Ask your child which phonics group they were in.

Mrs Chidley - set 1 and set 2

Ms Bolton - set 1 and 2

Mrs Lucas - set 2 and set 3

Mrs Lloyd-Kitchen - Set 2 and set 3

Mrs Minton/Miss Houchin - Set 2 and set 3

Miss Rathbone - Set 3

Mrs Grant - Set 3

Mrs Lacey – choose the read longer word videos (see below)

New daily films:

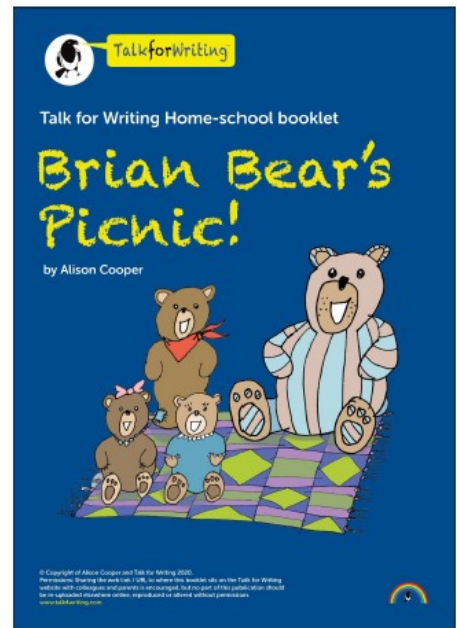
- **Read longer words:** for children who can read Set 3 sounds and words confidently.
- **Read Red Words 1:** for children who are reading Red, Green, Purple, Pink and Orange Read Write Inc. Storybooks. Many children are able to read these in Reception.
- **Read Red Words 2:** for children who are reading Yellow, Blue and Grey Read Write Inc. Storybooks. Many children are able to read these in Y1.
- **Read and Hold a Sentence 1 (from 15th June):** reading and writing practice for children reading Green, Purple, Pink and Orange Read Write Inc. Storybooks. (For children reading and writing with Set 1 sounds confidently and learning Set 2 sounds.)
- **Read and Hold a Sentence 2 (from 15th June):** reading and writing practice for children reading Yellow, Blue and Grey Read Write Inc. Storybooks. (For children reading and writing words with Set 2 sounds confidently and learning Set 3 sounds.)

Written Work

In class this week we have a new booklet to work from.

This is a story all about Brian Bear and his friends having a picnic

Work up to page 8.



Weekly activities:

Read the story together. Talk about the story. What did you like/dislike. Read the story every day. Draw pictures of the story and make a story map.

Answer the questions on page 5.

Page 6 - match the sentences with the character who said them

Page 7 - Quiz time. Answer the questions about the story.

Page 8 - Talk about the tricky words in the story. Fill in the missing words .

Daily Maths

- Reading, writing and counting with numbers to 100.
- There is also a number bond game called hit the button <https://www.topmarks.co.uk/maths-games/hit-the-button>
- Practise counting in 2s, 5s and 10s.

Here are some videos and songs to help you

<https://www.youtube.com/watch?v=1dkPouLWCyc>

<https://www.youtube.com/watch?v=wMfAtlz-WJE>

<https://www.youtube.com/watch?v=amxVL9KUmq8>

Use this hundred square to practise counting in 2s, 5s and 10s. If you can print one off try colouring in the 2s 5s and 10s numbers and see what patterns you can find.

1	2	3	4	5	6	7	8	9	10
11	12	13	14	15	16	17	18	19	20
21	22	23	24	25	26	27	28	29	30
31	32	33	34	35	36	37	38	39	40
41	42	43	44	45	46	47	48	49	50
51	52	53	54	55	56	57	58	59	60
61	62	63	64	65	66	67	68	69	70
71	72	73	74	75	76	77	78	79	80
81	82	83	84	85	86	87	88	89	90
91	92	93	94	95	96	97	98	99	100

If you have a games of snakes and ladders you could play that (you could even make your own). Board games are great for helping us with our counting.

Weekly Maths

Doubling numbers

<https://whiterosemaths.com/homelearning/year-1/>

White rose home learning has a video about doubling numbers. Go to w/c 15th June, Lesson 2. We will put a variety of worksheets on the website for those who wish to print.

Spend lots of time looking at doubling numbers.

e.g. double 2 is 4

Use counters/lego/pasta etc to show doubles. Get two cubes. Now get two more. How many do you have? Double 2 is 4.

Pick a card out of a pack of playing cards can you find the double of that number.

Use dominoes to show doubles 

Draw dots to show double - I draw 2 dots you draw two dots. Double 2 is 4.

<https://www.youtube.com/watch?v=yLrjRxLsHAE>

<https://www.youtube.com/watch?v=At0quRa90rs>

<https://www.topmarks.co.uk/maths-games/hit-the-button>

Sharing

Begin to look at sharing groups of objects. Get two plates and share out the biscuits. If I share 4 biscuits between 2 people then we get 2 each.

Share out toys, coins (any objects).

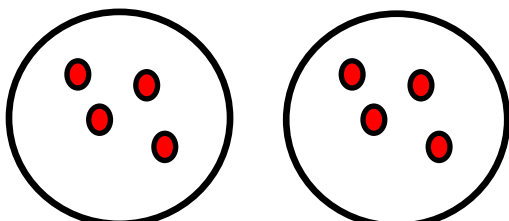
Discuss sharing equally.

If I have 6 biscuits and I share them between 2 people we get 3 each. We have shared equally. If I share them between 4 people then we can't share them equally because 2 people would get 2 biscuits and 2 people would get 1 biscuit.

Draw pictures of plates and ask children to share an amount by drawing dots.

e.g.

Share 8 between 2



8 shared between 2 is 4 each

Science

Plants

Questions for this week:

What types of plants can you name?

Where do plants come from?

What do plants need to grow?

What plants can we eat?

Can you name the basic parts of a plant? (Draw a picture and label it with the words stem petal leaf roots)

Links to websites:

<https://www.bbc.co.uk/bitesize/topics/zpxnyrd>

<https://www.stem.org.uk/elibrary/collection/4100>

<https://www.bbc.co.uk/bitesize/articles/zvbx39>

<https://www.stem.org.uk/elibrary/resource/34257>

PE

On the website there is a virtual sports day document that Mr Whitbread has asked us to share with you.

Next week in school we will do our on mini sports day (weather permitting) where we will try put some of the activity. SO look out for some pictures and videos on our class dojos. We would love to see you having 😊 ago so that we can share it with the class.

And parents feel free to get involved to

Have fun!

Useful links

Gojettors - <https://www.bbc.co.uk/cbeebies/shows/go-jettors>

PE with Joe Wicks - <https://www.youtube.com/channel/UCAxW1XT0iEJo0TYlRfn6rYQ>

BBC Supermovers - <https://www.bbc.co.uk/teach/supermovers>

Oxford owl eBooks (username: 1 ash or 1 oak password: Ludlow1) - <https://www.oxfordowl.co.uk/>

Phonics Play (username: march20 password: home) - <https://new.phonicsplay.co.uk/>

Topmarks - <https://www.topmarks.co.uk/>

BBC Bitesize - <https://www.bbc.co.uk/bitesize>

Have a lovely week

We'd love to see what you are busy getting up to via photographs on dojos

Have a lovely week everyone