

Week Beginning 15.6.20

English

Daily Phonics Sessions



https://www.youtube.com/channel/UCo7fbLgY2oA_cFCIg9GdxtQ - Set 2 or 3 sounds

Daily Spelling Practise - ir, ur and ur

Practise these spellings every day. Look at them, say them, cover them then write them and see if you were correct.

Extra challenge - put them in a sentence.

On Friday get you adult to test you on them.



dirt	shirt	whirl	turn	curl
nurse	after	ever	better	yesterday

Reading

<https://www.youtube.com/watch?v=Ay2RQu-bZrg> Listen to the story 'Jungle Jamboree' read by the author Jo Empson.

I have uploaded questions about the story onto the school website and an extra word scramble sheet. You can print this off, discuss the answers with a parent or write the answers in your blue books.

Art


In the second half of the video Jo, shows you how to draw the lion from the story. We'd love to see how your drawing turns out.



Written Work

In class this week we will finish using the story of 'Sayeeda, the Pirate Princess'. This has been taken from the following home school booklet.

Below are the activities we will be doing over the week in school



Monday - page 15 and 16 - Read the poem and solve the riddles

Tuesday - page 17 - Read the message in a bottle. Write your own message and put it in a bottle.

Wednesday - Page 18 - design your own treasure map and label it.

Thursday - Write some rules on how to be a good pirate. A good pirate must....

Friday - Page 19 - answer the questions about the unit of work.

Daily Maths

- Reading, writing and counting with numbers to 100.
- There is also a number bond game called hit the button <https://www.topmarks.co.uk/maths-games/hit-the-button>
- Practise counting in 2s, 5s and 10s.

Here are some videos and songs to help you

<https://www.youtube.com/watch?v=1dkPouLWCyc>

<https://www.youtube.com/watch?v=wMfAtlz-WJE>

<https://www.youtube.com/watch?v=amxVL9KUmq8>

Use this hundred square to help you learn numbers to 100

1	2	3	4	5	6	7	8	9	10
11	12	13	14	15	16	17	18	19	20
21	22	23	24	25	26	27	28	29	30
31	32	33	34	35	36	37	38	39	40
41	42	43	44	45	46	47	48	49	50
51	52	53	54	55	56	57	58	59	60
61	62	63	64	65	66	67	68	69	70
71	72	73	74	75	76	77	78	79	80
81	82	83	84	85	86	87	88	89	90
91	92	93	94	95	96	97	98	99	100

If you have a games of snakes and ladders you could play that (you could even make your own). Board games are great for helping us with our counting.

Weekly Maths

Make equal groups (2-3 days)

Use objects to make groups of 2 or 5 or 10. Discuss what equal groups means (each group must have the same amount). Take 10 objects ... can they be split into equal groups of 2 or 5? Explain how you did this.

Take 7 objects what happens when you try to group them into equal groups? You can't! Why?



Spend lots of time doing this practically with different size objects. This is a great activity to do with toys, teddies, Lego, pasta etc. Having plates/bowls out to sort the objects into also helps.

Complete equal groups sheet.

Make arrays (2 days)



An array is a way of showing grouping objects. It uses dots in a pattern.

This array shows 3 groups of 2.



Circle the dots to show that there are 3 groups with 2 in each.

This array shows 5 groups of 5



Circle the dots to show that there are 2 groups with 5 in each.

Practise drawing arrays then answer the questions on the make arrays worksheet

Topic - Pirates, Pirates, Pirates!

As our English work is all about pirates we thought it would be a good topic.

This week we would like you to:

1. Make an old pirate map. You could use tea to stain it and tear the edges of the paper to make it look old.
2. Look at the pirate info on the school website to learn what it was like to live on a pirate ship.
3. Role play being a pirate. Who will you make walk the plank?
4. Create a pirate placemat to eat your dinner on.
5. Make pirate stick puppets and act out your pirate story.
6. We have added some pirate colouring to the website if you want to print it off.

Geography Challenge

Can you learn the names of some of the seas and oceans that pirates would have travelled on?

Useful links

Gojettors - <https://www.bbc.co.uk/cbeebies/shows/go-jettors>

PE with Joe Wicks - <https://www.youtube.com/channel/UCAxW1XT0iEJoOTYlRfn6rYQ>

BBC Supermovers - <https://www.bbc.co.uk/teach/supermovers>

Oxford owl eBooks (username: 1 ash or 1 oak password: Ludlow1) - <https://www.oxfordowl.co.uk/>

Phonics Play (username: march20 password: home) - <https://new.phonicsplay.co.uk/>

Topmarks - <https://www.topmarks.co.uk/>

BBC Bitesize - <https://www.bbc.co.uk/bitesize>

Have a good week me hearties...

We'd love to see what you are busy getting up to via photographs on dojo

Have a lovely week everyone