

Year 6 School Closure work w/b 11th May 2020

Here you will find the learning for this week. Don't forget, if you don't have access to a printer, please use the blue books provided for the children to complete their work in.

It would be great if you could regularly update your portfolio on Class Dojo so we can see all the things that you are doing – both school related and not! You should now have received your individual codes to upload onto your portfolios.

If you have any issues with this then please contact your child's class time.

Many thanks,

Miss Froggatt & Mr Whitbread

Maths

This week's maths is based around fractions. We have done this quite a bit in school so the children should be quite confident with this.

You will find daily lessons (along with answers) in this week's folder on the school website. The children should work through each of these, in turn. You'll also find the answers in the same folder should you want to go through them.

For those who are needing a little more support, there are some slightly simpler fraction worksheets saved in the folder too.

For those of you who would like a bit more challenge, I suggest looking up the White Rose Problems of the Day. We have done a few of these in school and these are excellent questions to challenge the children's problem-solving skills.

<https://whiterosemaths.com/resources/classroom-resources/problems/page/5/>

Other challenges to have a go at:

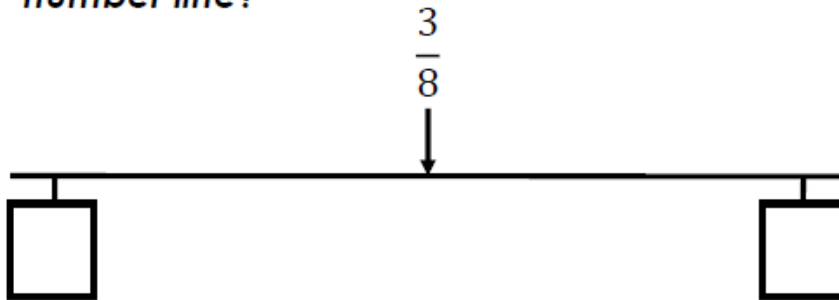
Explain



**Which fractions
do you see?**

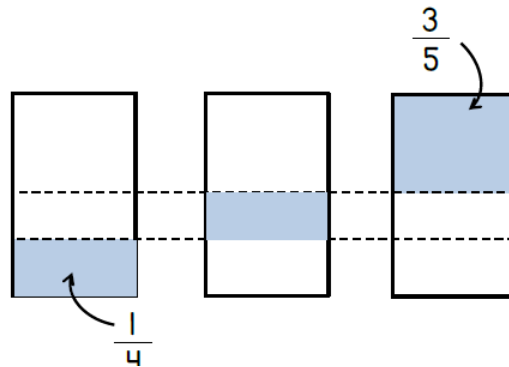
Different ways

Which fractions could be at either end of the number line?



What fraction is shaded?

- 1 Here are 3 identical rectangles.
Part of each shape has been shaded.
What fraction of the middle shape is shaded?



- 1 The symbol \star means

Double the first number and then subtract the second number

e.g. $5 \star 2 = 8$

Find the missing values

$$\frac{2}{5} \star \frac{3}{10} = \square$$

$$2 \star \square = 2\frac{1}{4}$$

$$\left(\frac{3}{4} \star \frac{1}{2}\right) \star 3\frac{2}{5} = \square$$

Spelling

This week's spelling words are statutory words that the children must know how to spell.

Week 4 Statutory list – Random
Morphology - Provides opportunity to find links from previously taught spelling/structure of words and parts of words (Stems-roots-prefixes-suffixes etc.)
opportunity parliament programme privilege explanation disastrous exaggerate frequently necessary appreciate

VE Day

Victory in Europe Day (VE Day) took place on May 8th 1945. It was a public holiday and day of celebration to mark the defeat of Germany by the Allied forces in World War 2.

VE Day marked the formal conclusion of the war with Germany and brought to an end six years of suffering, courage and endurance across the world.

Friday 8th May 2020 marked 75 years since VE Day was first celebrated.

Following on from our topic on WWII, we thought it would be interesting to do a bit of work surrounding VE Day. Saved in the work folder is a document called VE Day information PowerPoint – this will give you lots of information about VE Day.

Reading

Saved in this folder is a reading comprehension activity on VE Day. This contains three different levels of questions, so you and your child can choose the level that best suits them.

VE Day Street Party Diary

Your task is to choose **one** person from this street party on 8th May, 1945 and write a diary entry for them about how they felt about the war ending.



A successful diary entry should answer the following from your chosen person's view:

- Have they seen the Blitz?
- Do they know someone fighting?
- Have they lost anyone in the war?
- How have they coped with rationing?
- How do they feel about the Germans?
- Have they been evacuated?
- Do they expect things to now return to normal?
- Has the war changed the world?



Make sure to include the key words below.

'The Blitz'
Germans

rations
blackout

evacuee
King George VI

Hitler
'The Hun'

soldiers
'The Front'

Churchill
Union flags

letters
wireless

Design a VE Day Medal

This medal celebrated the end of the First World War and was given to soldiers who had fought in active theatres of the war. It was a symbol of **great pride** but its design was also highly **symbolic**.



A rainbow symbolises the calm after the storm.

The years of the First World War – 1914-18

The colours are the combined colours of the Allied nations with red at the centre.

Winged figure is 'Victory'.

Bronze medal, not too expensive after the war, but long lasting.



Your task is to create a medal for British soldiers who served in the Second World War that is just as symbolic and creative.

Your medal can be any shape or size but you must have considered the metal and ribbon choices.

You must include:

- The years of the war (1939-45)
- The colours of the Allies
- A symbol to signify the war and the soldier's sacrifice and victory
- A reference to the many theatres of the fighting (Europe, Africa, Asia, Air, Sea, Land)
- Annotations to explain your choices

Writing

With VE Day in mind, we would like you to have a go at writing a newspaper report on VE Day. This could be a newspaper report written nowadays, or in 1945.

Oak Acamdey have a brilliant unit of work designed to help you write an effective newspaper report. There are 5 sessions, all with helpful videos attached, guiding you through the process.

It starts with a fact retrieval lesson which you can find here

<https://www.thenational.academy/year-6/english/newspaper-reading-comprehension-fact-retrieval-year-6-wk1-1>

and then there are four more sessions which follow on.

You could do one session a day to help write your newspaper.


Humanties - The Ancient Maya

Following on from our introduction to the Ancient Maya, this week we are going to be looking at their Gods and beliefs.

In the folder, you will find some information about Maya beliefs and Gods.

Once you have read the information, can you create a Fact File about two of the Gods?

Maya Gods Fact File



Name: _____

Meaning of Name: _____

God of: _____

Appearance: _____

Interesting fact: _____


Name: _____

Meaning of Name: _____

God of: _____

Appearance: _____

Interesting fact: _____



Create your own Maya God

Name:

Drawing of your god

Meaning of name:

God of what?

What do they carry/wear?

Any other information?

What sacrifices have to be made to this god?

Extension:

What myth might this god be at the centre of?
What event could be explained by their actions?