




FOR ALL OF THIS WORK, IF YOU CAN'T PRINT OUT, JUST WRITE IT IN THE BOOKS.

<p>Reading</p> <p>Continue to read for 20 mins a day, either a school book or one from home. Reading for enjoyment is very important.</p> <p>Comprehension</p> <ul style="list-style-type: none">*Easy** Middle*** more challenging <p>Choose the most appropriate for your child</p> <p>Carnival FA Cup</p> <p>Also use www.oxfordowl.co.uk Chn's logins are on the folders.</p> <p>https://www.oxfordowl.co.uk/ This website has online books and spelling practice. Log on using your class' username. See below: Class username 4oakmellish Password pupils</p> <p>https://www.oxfordowl.co.uk/ This website has online books and spelling practice. Log on using your class' username. See below: Class username 4ashcollins Password pupils</p> <p>https://www.oxfordowl.co.uk/ This website has online books and spelling practice. Log on using your class' username. See below:</p> <p>Class username 4elmdavenport Password pupils</p>	<p>Writing</p> <p>The plan for English sets out a daily lesson to follow. It starts by looking at newspaper reports. The resources are also uploaded, it may help if you can also use real newspapers but it is not absolutely necessary.</p>	<p>Spelling and Grammar</p> <p>Continue working through from Oxford Owl workbook and website</p> <p>Spelling homework Year 4 Unit 3 Prefix – auto</p> <p>Some children are working on Year 3 spelling book Unit 1 - prefix -in, dis</p> <p>Grammar Hammer Some will do Stage 2, some Stage 3 and most will do Stage 4. The children will know which, it won't hurt them to go over previous work.</p> <p>There is also some grammar work in the English plan.</p>
---	--	---

<p>Maths www.whiterosemaths.com/homelearning/year-4/</p> <p>It is under summer term week 1</p> <p>Decimals Watch the tutorial video and complete the worksheet which is under Get the Activity. The answers are there too so don't cheat.</p> <p>Do one lesson a day which last for approx. 30 mins.</p> <p>Most will do Year 4 Some may need to do Year 3 first Some will need to do Year 2</p> <p>123Maths needs to be completed daily for those children who use this intervention.</p> <p>Complete the Assertive mentoring sheets. Again some children will need to do Year 2, some Year 3 and most year 4</p> <p>Continue with times tables practice</p> <p>https://www.timestables.co.uk/multiplication-tables-check/</p> <p>https://mathsframe.co.uk/en/resources/resource/477/Multiplication-Tables-Check</p> <p>https://urbrainy.com/mtc</p>	<p>RE How do festivals and family life show what matters to Jews? <i>[God/Torah/the People]</i></p> <p>Look at the Power Point and complete worksheet.</p>	<p>History Vikings and Anglo Saxons The plan and resources are uploaded.</p> <p>The children will share their existing knowledge.</p> <p>Research where and why the Vikings invaded.</p> <p>Complete a map of the raids. Website links are on the plan.</p>
	<p>Art</p> <p>Draw a Viking longship.</p> <p>Type into Google How to draw a Viking longboat</p> <p>And choose from the range of websites available.</p> <p>You could challenge yourself to build one out of your recycling.</p>	<p>PE PE Joe Wicks workouts every morning at 9 o'clock on his Youtube channel.</p> <p>Real PE at home – online learning resources. The website address is: home.jasmineactive.com Parent email: parent@ludlowprim-1.com Password: ludlowprim</p>
	<p>Science https://www.bbc.co.uk/bitesize/topics/zbnnb9q/articles/zwbtxsq</p> <p>Watch the clip and read the learners guide which explains a simple food chain and identifies the producer, consumer/prey and predator.</p>	<p>Music Challenge</p>

	<p>Complete the mini challenge and the end, rearranging the food chain into the correct order.</p> <p>https://www.bbc.co.uk/bitesize/topics/zbnnb9q/articles/z93vdxs</p> <p>Then try the Savannah food chain challenge, creating as many food chains using the animals and plants found in the Savannah.</p> <p>Write a definition for each of these terms in their books, use the learning guide to help:</p> <p>Producer Consumer Prey Predator</p>	<div data-bbox="1599 197 1899 660">  <p>Listen to your favourite songs.</p>  <p>Identify the instruments you can hear.</p>  </div> <p>Encourage children to concentrate on the music and the sounds made by different instruments. Use effective adjectives to describe the sounds. Discuss the tempo/rhythm.</p>
--	--	--