


Robins and Wrens

Week Commencing: 30 March 2020

Weekly Written Task (in home learning book)

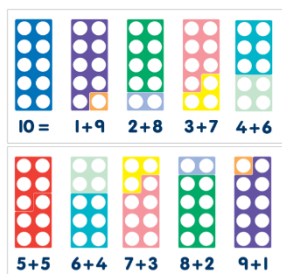


Look out of the window or go out in to the garden – what can you see?

Draw a picture of the garden outside your window. Can you label the different things you can see?

Then, write sentences about what you can see. Use the high frequency words sheet to check the spellings.

Weekly Maths Task (in home learning book)



Watch the Farmer Pete number bonds to 10 video : <https://www.youtube.com/watch?v=Cbiji4iMZgs>

How many different ways of making ten can you find?

Practical maths

Use practical resources to help your child such as pencils, teddies etc. Please let the children practise splitting ten into 2 groups and discuss how many is in each group, and how they can be added together to make 10.

Written maths task

1) How many different ways can you find to make 10? Write them down as addition sentences

Eg. $2 + 8 = 10$ $5 + 5 = 10$

2) You may wish to try some **challenge** questions

$6 + \underline{\quad\quad} = 10$

$5 + \underline{\quad} = 10$

$9 + \underline{\quad\quad\quad} = 10$

$3 + \underline{\quad} = 10$


$8 + \underline{\quad} = 10$

Weekly Reading Task (record this in your reading diary)

1. Please read at least 3 x per week (Oxford Owl or physical reading books)
2. Practise reading and recognition of the high frequency words
3. Practise phonics graphemes for set 1 and 2 sounds. See list of phonics websites to help you.

Other Suggested Weekly Learning – Tasks Related to all areas of the EY Curriculum

They should take no longer than 10 minutes per activity to complete.

<p style="text-align: center;"><u>Personal, Social, Emotional Development (PSED)</u></p> <p>Play a game at home where you have take turns.</p> <p>Practise sharing and waiting for your turn.</p>	<p style="text-align: center;"><u>Communication and language</u></p> <p>Read a story with a grown up and discuss what has happened. Can you answer how / why questions?</p>	<p style="text-align: center;"><u>Physical Development</u></p> <p>Listen to and join in with the BBC time to move dance episodes – Spring in the garden https://www.bbc.co.uk/programmes/b03g6hgk/episodes/player</p> <p style="text-align: center;">Joe wicks is also offering daily PE lessons on his you tube channel https://www.youtube.com/channel/UCAxW1XT0iEJo0TYIRfn6rYQ</p>	<p style="text-align: center;"><u>Literacy</u></p> <p><u>Reading</u> See reading tasks above.</p> <p><u>Writing</u> Letter formation – handwriting practise See letter formation sheets and guides for teachers and parents sent home.</p>
<p style="text-align: center;"><u>Maths</u></p> <p><u>Number</u> See tasks above for maths</p> <p><u>Shape, Space and Measure</u> Practise recognition and describing 2D shapes.</p>	<p style="text-align: center;"><u>Understanding the World</u></p> <p>Draw and label a picture of a plant. Labels must include</p> <ul style="list-style-type: none"> - Stem - Petals - Leaves - Flower 	<p style="text-align: center;"><u>Creative Arts and Design</u></p> <p>Please complete a spring art/craft activity using the resources you have at home. Some ideas can be found below, but feel free to choose your own!☺</p> <div style="display: flex; align-items: center;">  <div style="margin-left: 20px;"> <p>If you do not have the resources needed to complete an activity of this nature, please encourage your child to think about the features of spring and to draw a spring scene.</p> </div> </div>	<p style="text-align: center;"><u>Spellings</u></p> <p>Please practise the following spellings:</p> <ol style="list-style-type: none"> 1. you 2. all 3. they 4. the 5. into

Please complete any written or drawing tasks in your home learning book.

We would love to see any photographs and videos of your children completing the other tasks on tapestry and Dojo too.